



BCC2

Dimensions (mm)	External	Internal
Height	876	455
Width	903	830
Depth	700	959
Capacity (ltr)		
Gross		240
Net		179



BCC3

Dimensions (mm)	External	Internal
Height	876	455
Width	1368	1295
Depth	700	595
Capacity (ltr)		
Gross		368
Net		219



BCC2-4D

Dimensions (mm)	External	Internal
Height	876	45
Width	903	830
Depth	700	595
Capacity (ltr)		
Gross		240
Net		179



BCC3-6D

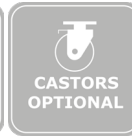
Dimensions (mm)	External	Internal
Height	876	455
Width	1368	1295
Depth	700	595
Capacity (ltr)		
Gross		368
Net		219

Features

- High grade AISI 304 stainless steel exterior & interior
- Internal corners rounded to aid cleaning
- 1 x adjustable GN1/1 shelf per door
- Adjustable feet
- Replaceable door gasket
- 35mm insulation
- Easily removable condenser filter for cleaning

Additional Extras

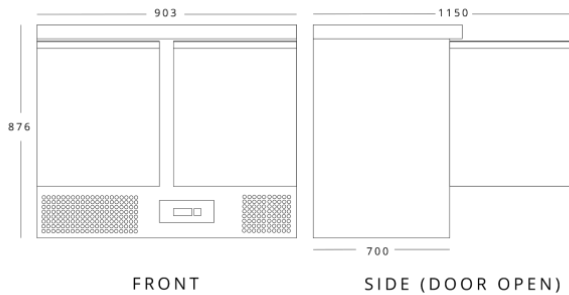
- B1-SHELF04 - Shelf for BCC2/BCC3
- B1-GASKET8 - Gasket for BCC2/3
- B1-GUIDE02 - Guides for shelf (pair)
- B1-GASKET17 - 1/2 Drawer gasket for BCC2-4D
- X1-CASTORKIT2 - Castor kit for BCC2/BCC2-4D
- X1-GASKET07- 1/2 Drawer gasket for BCC3-6D
- X1-CASTORKIT3 - Castor kit for BCC3/BCC3-6D



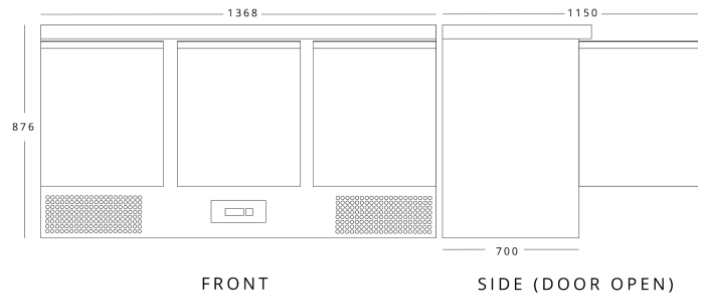
Technical Specification

	BCC2	BCC3	BCC2-4D	BCC3-6D
Temperature Range	+2°C ~ +8°C	+2°C ~ +8°C	+2°C ~ +8°C	+2°C ~ +8°C
Climate Class	4	4	4	4
Power Supply	13amp	13amp	13amp	13amp
Cooling	Fan assisted	Fan assisted	Fan assisted	Fan assisted
Defrost	Automatic	Automatic	Automatic	Automatic
Noise Level	42db	42db	42db	42db
Refrigerant	R600a	R290	R600a	R290
Energy Efficiency Class	C	D	C	D
Energy Consumption (kw/24hrs)	2.716	3.923	2.716	3.923
Power Usage (w)	170	240	170	240
Weight (kg)	100	132	114	140

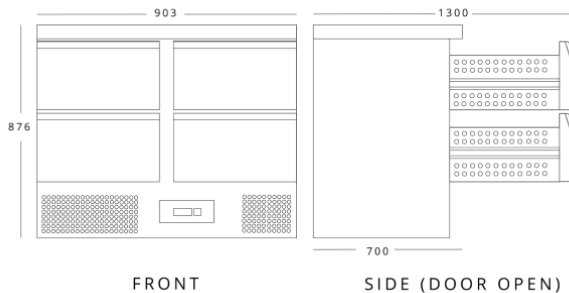
BCC2



BCC3



BCC2-4D



BCC3-6D

